



National
Defence

Défense
nationale

A-CR-CCP-912/PW-001



Canadian Cadet Organizations

Pipe Band – Bagpipe Reference Manual



Chapter 2

Bagpipe – Level Two

Chapter 2 – Table of Contents

Description	Tempo (BPM)	Page
Section 1 Technique Exercises		
High A Grace Note		2-1-1
Strikes		2-1-2
High A Throw		2-1-5
High G Throw		2-1-6
D Throw		2-1-7
The Birl		2-1-8
Low G Doubling		2-1-10
Low A Doubling		2-1-11
B Doubling		2-1-12
C Doubling		2-1-13
D Doubling		2-1-14
E Doubling		2-1-15
F Doubling		2-1-16
Section 2 Repertoire		
Mairi's Wedding – Elementary	96	2-2-1
The Green Hills of Tyrol – Elementary	96	2-2-2
When the Battles O'er – Elementary	96	2-2-3
Scotland the Brave – Elementary	96	2-2-4
The Blue Bells of Scotland – Elementary	96	2-2-5
The Nut Brown Maiden – Elementary	96	2-2-6
Will Ye No Come Back Again – Elementary	96	2-2-7
The Quaker's Wife – Elementary	96	2-2-8
The Steamboat – Elementary	96	2-2-9
The Fairy Lullaby – Elementary	48	2-2-10
Going Home – Elementary	48	2-2-11
The Skye Boat Song – Elementary	48	2-2-12
Amazing Grace – Elementary	48	2-2-13
Advance – Elementary	96	2-2-14
General Salute (Maple Leaf Forever) – Elementary	96	2-2-14



**C
H
A
P
T
E
R

2**



Section 1

Technique Exercises



High A Grace Note

1 

2 

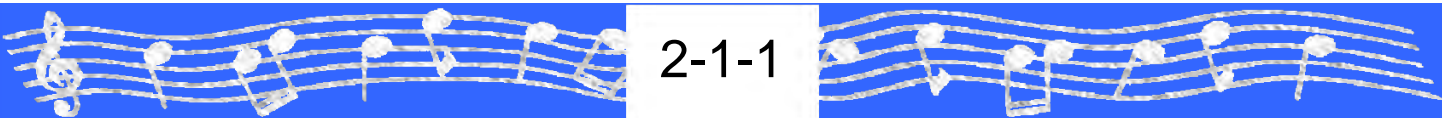
3 

The High A Grace Note – Written vs. Played



Written

Played




2-1-1

Strikes

7 C Strike



The C Strike – Written vs. Played



Written

Played

9 D Strike (Closed)



The D Strike – Written vs. Played

The D Strike – Played Open



Written

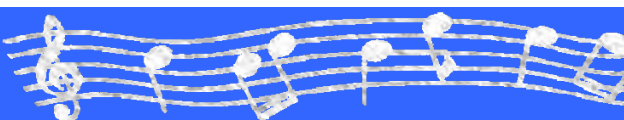
Played

The D Strike – Played Closed



Written

Played



2-1-3



Strikes

11 E Strike



12




The E Strike – Written vs. Played



Written

Played

13 Twinkle Twinkle



2-1-4



High A Throw

14 

15 

16 

17 

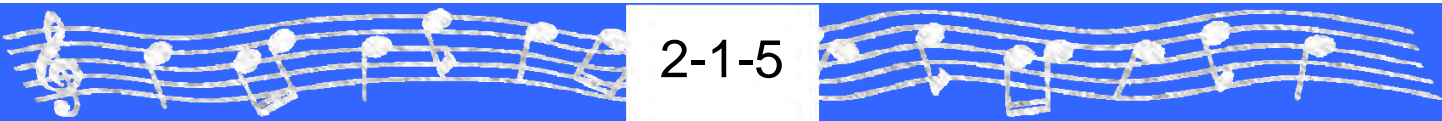
18 

19 

The High A Throw – Written vs. Played



Written Played



2-1-5

High G Throw

20

21

22

23

24

25

The High G Throw – Written vs. Played

Written Played

D Throw

26 

27 

28 

29 

30 


31 

The D Throw – Written vs. Played



Written

Played



The Bird



The Bird (from Low A) – Written vs. Played



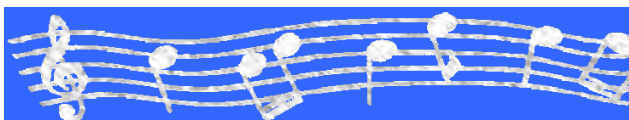
Written

Played

Due to the nature of the bird, there are three ways in which it can be played:

- the PUSH–PULL,
- the TAP–PULL, and
- the TAP–TAP.

PUSH and PULL both refer to a sliding motion of the pinky across the low A hole and TAP refers to a strike-like tapping of the low A hole. All three methods produce a similar result; however, the PUSH–PULL method is the most common and easiest to master.



2-1-8



The Birl

37



The Birl (from notes other than Low A) – Written vs. Played



Written

Played

38



The High G Grace Note Birl – Written vs. Played



Written

Played

Low G Doubling

39 

40 





41 

42 

43 

44 

The Low G Doubling – Written vs. Played

The Low G Doubling		The Low G Doubling from High G	
			
Written	Played	Written	Played

Low A Doubling

45 

46 





47 

48 

49 

50 

The Low A Doubling – Written vs. Played

The Low A Doubling		The Low A Doubling from High G	
			
Written	Played	Written	Played

B Doubling

51 

52 



53 

54 

55 

56 

The B Doubling – Written vs. Played

The B Doubling	The B Doubling from High G
	
Written Played	Written Played

C Doubling

57 

58 





59 

60 

61 

62 

The C Doubling – Written vs. Played

The C Doubling		The C Doubling from High G	
			
Written	Played	Written	Played

D Doubling

63 

64 



65 

66 

67 

68 

The D Doubling – Written vs. Played

<p>The D Doubling</p>  <p>Written Played</p>	<p>The D Doubling from High G</p>  <p>Written Played</p>
--	---

E Doubling

69

70

71

72

73

74

The E Doubling – Written vs. Played

<p>The E Doubling</p> <p>Written Played</p>	<p>The E Doubling from High G</p> <p>Written Played</p>
--	--

F Doubling

75

76

77

78

79

80

The F Doubling – Written vs. Played

The F Doubling		The F Doubling from High G	
Written	Played	Written	Played

C
H
A
P
T
E
R

2



Section 2

Repertoire




Mairi's Wedding

March
Elementary

Arr: Maj A.M. Cairns MMM CD

The musical score is written in 2/4 time and consists of five staves. The first staff begins with a treble clef, a 2/4 time signature, and a repeat sign. The melody is composed of eighth and quarter notes. The second staff continues the melody. The third staff also continues the melody. The fourth staff is marked with a first ending bracket and a '1' above it. The fifth staff is marked with a second ending bracket and a '2' above it. Both endings conclude with a double bar line and repeat dots.




The Green Hills of Tyrol

Retreat March
Elementary

Arr: Maj A.M. Cairns MMM CD

The musical score consists of four staves of music in 3/4 time. The first staff begins with a treble clef and a 3/4 time signature. The music is written in a simple, rhythmic style suitable for elementary school students. The melody is primarily composed of quarter and eighth notes, with some rests. The piece concludes with a double bar line and repeat dots.



2-2-2




When The Battles O'er

Retreat March
Elementary

Arr: Maj A.M. Cairns MMM CD

The image displays a musical score for the piece 'When The Battles O'er'. It consists of four staves of music, each beginning with a treble clef and a 3/4 time signature. The music is written in a simple, rhythmic style suitable for elementary school students. The first staff starts with a repeat sign. The second staff ends with a repeat sign. The third and fourth staves also contain musical notation with various note values and rests.



2-2-3




Scotland The Brave

March
Elementary

Arr: Maj A.M. Cairns MMM CD

The image displays a musical score for the march 'Scotland The Brave'. It consists of four staves of music, each beginning with a treble clef and a 4/4 time signature. The music is written in a simple, rhythmic style suitable for elementary school students. The first staff starts with a double bar line and a repeat sign. The melody is composed of eighth and quarter notes, with some rests. The second and third staves continue the melody, and the fourth staff concludes with a double bar line and repeat sign.



2-2-4




The Blue Bells of Scotland

March
Elementary

Arr: Maj A.M. Cairns MMM CD



2-2-5




The Nut Brown Maiden

March
Elementary

Arr: Maj A.M. Cairns MMM CD



The musical score is written on four staves in 4/4 time. The first staff begins with a treble clef, a key signature of one sharp (F#), and a repeat sign. The melody consists of eighth and quarter notes with various phrasing slurs. The second staff continues the melody with similar phrasing. The third staff features a repeat sign at the beginning and continues the melodic line. The fourth staff concludes the piece with a final cadence. The notation includes stems, beams, slurs, and repeat signs.



Will Ye No Come Back Again

March
Elementary

Arr: Maj A.M. Cairns MMM CD




The Quaker's Wife

March
Elementary

Arr: Maj A.M. Cairns MMM CD

The musical score consists of four staves of music in 6/8 time. The first staff begins with a treble clef, a key signature of one flat (B-flat), and a repeat sign. The melody is composed of eighth and quarter notes. The second staff continues the melody. The third staff begins with a repeat sign and continues the melody. The fourth staff concludes the piece with a final cadence.



2-2-8



The Steamboat

March
Elementary

Arr: Capt V. Steeves CD

The musical score for 'The Steamboat' is presented in four staves of music. The first staff begins with a treble clef, a 6/8 time signature, and a repeat sign. The melody consists of eighth and sixteenth notes, with some notes beamed together. The second staff continues the melody. The third and fourth staves also continue the melody, ending with repeat signs. The music is written in a simple, accessible style suitable for elementary school students.



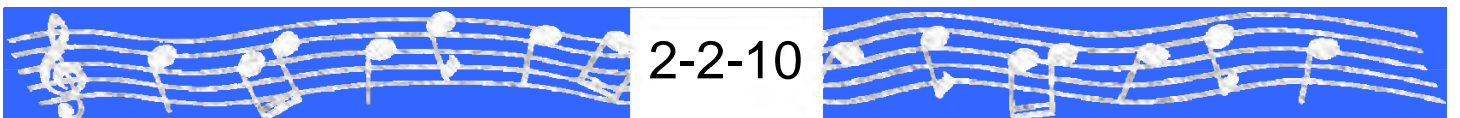
2-2-9



The Fairy Lullaby

Slow March
Elementary

Arr: Maj A.M. Cairns MMM CD




Going Home

Slow March
Elementary

Arr: Major A.M. Cairns MMM CD


The musical score for 'Going Home' is presented in six staves of music. The first staff begins with a treble clef and a 6/8 time signature. The music is a slow march, characterized by a steady, rhythmic pattern of eighth and quarter notes. The melody is simple and repetitive, with a final phrase that concludes with a long, sustained note. The score is arranged in a way that allows for easy learning and performance by elementary school students.



The Skye Boat Song

Slow March
Elementary

Arr: Maj A.M. Cairns MMM CD



2-2-12




Amazing Grace

Hymn
Elementary

Arr: Maj A.M. Cairns MMM CD

The musical score for 'Amazing Grace' is presented in 3/4 time. It consists of four staves of music. The first staff begins with a treble clef, a 3/4 time signature, and a repeat sign. The melody is composed of quarter and eighth notes, with some notes beamed together. The second and third staves continue the melody with similar rhythmic patterns. The fourth staff concludes the piece with a double bar line and repeat dots, and includes first and second endings marked with '1' and '2' respectively.



Advance and General Salute

Advance – March
Elementary

Scotland the Brave


Arr: Maj A.M. Cairns MMM CD



General Salute – March
Elementary

The Maple Leaf Forever

Arr: Maj A.M. Cairns MMM CD



2-2-14

