



National
Defence

Défense
nationale

A-CR-CCP-912/PW-001



Canadian Cadet Organizations

Pipe Band – Bagpipe Reference Manual



Chapter 1

Bagpipe – Level One



Canada 

Chapter 1 – Table of Contents

	Tempo (BPM)	Page
Section 1 Technique Exercises		
Fingering Chart	N/A	1-1-1
The Scale		1-1-2
Arpeggios		1-1-4
The High G Grace Note		1-1-5
The D Grace Note		1-1-7
The E Grace Note		1-1-8
Strikes		1-1-9
Quick March Attack	96	1-1-10
Slow March Attack	60	1-1-11
Section 2 Repertoire		
Mairi's Wedding – Étude	96	1-2-1
The Green Hills of Tyrol – Étude	96	1-2-2
Scotland the Brave – Étude	96	1-2-3
The Nut Brown Maiden – Étude	96	1-2-4
The Steamboat – Étude	96	1-2-5
Going Home – Étude	48	1-2-6
The Fairy Lullaby – Étude	48	1-2-7
The Skye Boat Song – Étude	48	1-2-8
The Song of the Glen – Étude	48	1-2-9



**C
H
A
P
T
E
R

1**



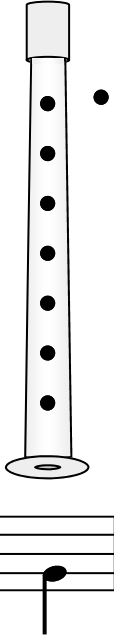
Section 1

Technique Exercises

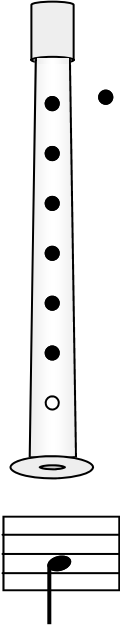


Fingering Chart

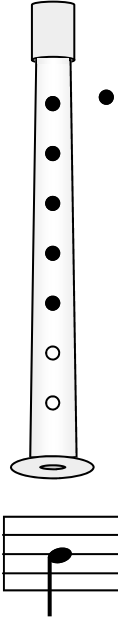
Low G



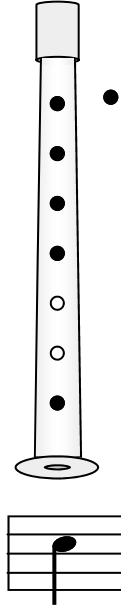
Low A



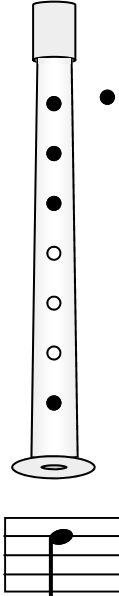
B



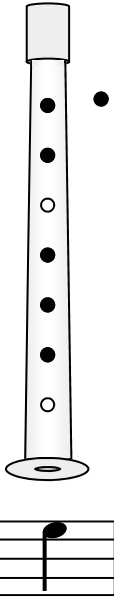
C



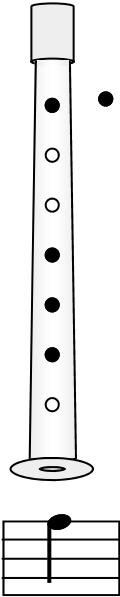
D



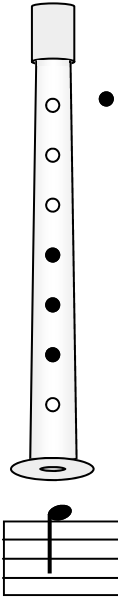
E



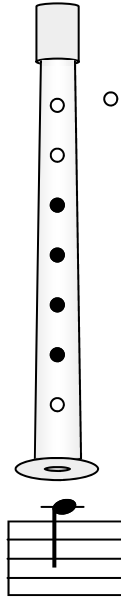
F



High G



High A



○ - Hole Open
● - Hole Closed



1-1-1



The Scale


1 Right Hand (Bottom Hand) Notes



2 Left Hand (High Hand) Notes



3 Both Hands



1-1-2



The Scale

7 Crossover Exercise



8 Advanced Scale Exercise (Compound Time)



1-1-3



Arpeggios


9 Low A, C, E, High A—Arpeggio




10 Low A, D, F, High A—Arpeggio



11 Low G, B, D, High G—Arpeggio



Low A, C, E, High A—Arpeggio



Low A, D, F, High A—Arpeggio



Low G, B, D, High G—Arpeggio



1-1-4



The High G Grace Note

12 

13 **Mary Had a Little Lamb**



14 **Frere Jacques**

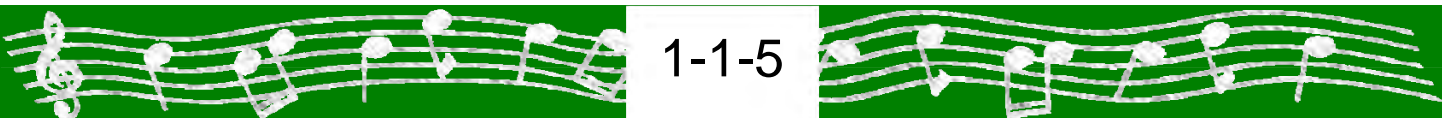


The High G Grace Note – Written vs. Played



Written Played

15 **Mairi's Wedding Exercise 1**



The High G Grace Note

16 Mairi's Wedding Exercise 2



17 Mairi's Wedding Exercise 3



18 Mairi's Wedding Exercise 4



These exercises can help you learn phrases of the Mairi's Wedding étude, which can be found in Section 2 (Repertoire).

19 Advanced High G Grace Note Exercise



The D Grace Note

20 

21 



The D Grace Note – Written vs. Played



Written Played



1-1-7



The E Grace Note

22

23

The E Grace Note – Written vs. Played

Written Played



1-1-8



Strikes

24 F Strike



The F Strike – Written vs. Played



25 High A Strike



The High A Strike – Written vs. Played



1-1-9

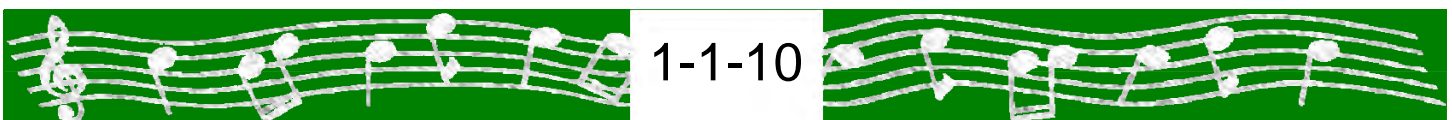


Attacks

26 Quick March Attack

The musical score is divided into three sections: **Word of Command**, **Rolls**, and **Start of Tune**. The instruments are Tenor Drum, Bass Drum, Snare Drum, and Bagpipes, all in 4/4 time.

- Word of Command:** Tenor Drum plays a series of eighth notes. Bass Drum and Snare Drum play a rhythmic pattern of eighth notes. Bagpipes play a steady eighth-note accompaniment.
- Rolls:** Tenor Drum plays three rolls, each marked with a circled 'X'. Bass Drum and Snare Drum continue their rhythmic pattern. Bagpipes play a steady eighth-note accompaniment. A vertical line indicates *Hand up to Bag*.
- Start of Tune:** Tenor Drum plays two notes marked with a circled 'X'. Bass Drum and Snare Drum play a rhythmic pattern. Bagpipes play a steady eighth-note accompaniment. A vertical line indicates *Drones....."E"*.



Attacks

27 Slow March Attack

Word of Command

Rolls

Start of Tune

Tenor Drum

Bass Drum

Snare Drum

Bagpipes

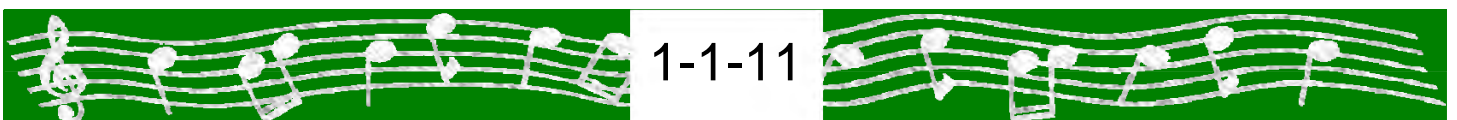
Rolls.....Slow March

Hand up to Bag

Drones....."E"

- Every Attack, regardless of the time signature or tempo is done in a series of four counts.
- Words of command are often given in time to indicate the desired tempo.

Words of Command
Quick March
"Rolls... Quick March"
Slow March
"Rolls... Slow March"



**C
H
A
P
T
E
R

1**



Section 2

Repertoire



Mairi's Wedding

March
Étude

Arr: Maj A.M. Cairns MMM CD



1-2-1



The Green Hills of Tyrol

Retreat March
Étude

Arr: Maj A.M. Cairns MMM CD

A musical score for 'The Green Hills of Tyrol' in 3/4 time. The score consists of two staves. The first staff begins with a treble clef and a 3/4 time signature. The melody is written in a simple, stepwise fashion, starting on a middle C and moving up and down through the scale. The second staff continues the melody, also in a stepwise fashion, ending with a double bar line and repeat dots. The notes are mostly quarter notes and eighth notes, with some beamed eighth notes.



1-2-2



Scotland the Brave

March
Étude

Arr: Maj A.M. Cairns MMM CD



1-2-3



The Nut Brown Maiden

March
Étude

Arr: Maj A.M. Cairns MMM CD



1-2-4



The Steamboat

March
Étude

Arr: Capt V. Steeves CD



1-2-5



Going Home

Slow March
Étude

Arr: Maj A.M. Cairns MMM CD



1-2-6



The Fairy Lullaby

Slow March
Étude

Arr: Maj A.M. Cairns MMM CD



1-2-7



The Skye Boat Song

Slow March
Étude

Arr: Maj A.M. Cairns MMM CD



1-2-8



The Song of the Glen

Slow March
Étude

Arr: Maj A.M. Cairns MMM CD



1-2-9



